

Scaled data based on original data using
LM-79-08 Approved Method: Electrical and Photometric Measurements of Solid-
State Lighting Products

Test Report Prepared for
Cooper Lighting Solutions
(formerly Eaton)

Brand: McGRAW-EDISON

Report Number: P385956

Luminaire Tested: **GWC-SA1C-740-U-T4W-HSS**

Issue Date: 3/3/2020

Test Information

Test Method: LM-79-08
Report Number: P385956
TEST IS SCALED FROM IESNA LM-79-08 TEST DATA (G2-1903-205-19)
Test Lab: INNOVATION CENTER
Issue Date: 3/3/2020
Manufacturer: COOPER LIGHTING SOLUTIONS (FORMERLY EATON)
Product Line: MCGRAW-EDISON
Catalog Number: GWC-SA1C-740-U-T4W-HSS
Description: GALLEON WALL LUMINAIRE
(1) 70 CRI, 4000K, 1050mA LIGHTSQUARE WITH 16 LEDS AND TYPE IV WIDE OPTICS WITH HOUSE SIDE SHIELD
Light Source: -
Ballast/Driver: ELECTRONIC DRIVER

Summary

Lumens per Lamp: N/A
Luminaire Lumens: 5476 lumens
Efficiency: N/A
Efficacy: 92.8 lumens/watt
Luminous Opening: Rectangular (W 0.5' x L: 0.5' x H: 0')
IES Classification: Type IV - Short
BUG Rating: B1 - U0 - G2

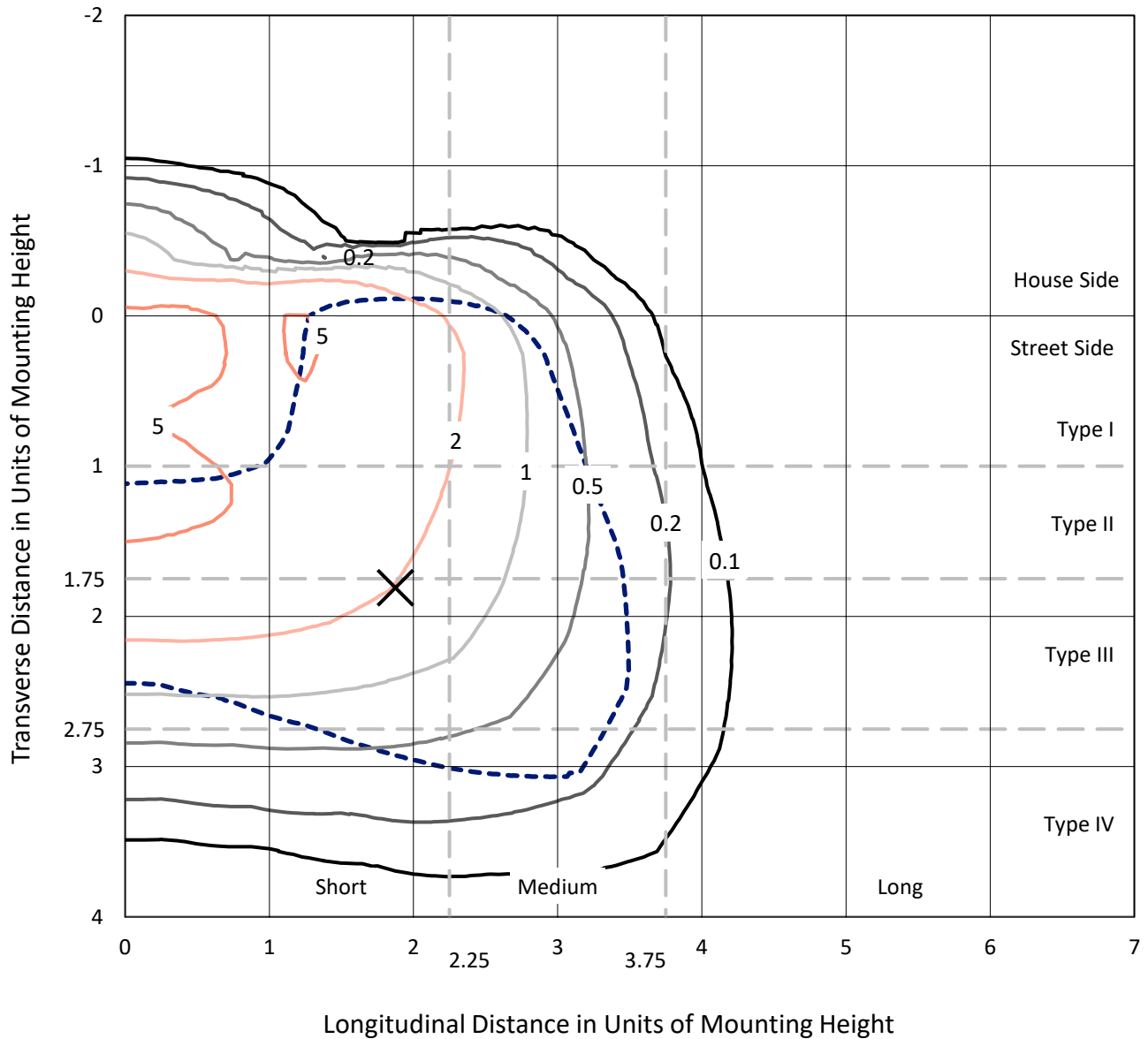
Input Watts (W): 59
Input Voltage (V): NR
Input Current (A_{in}): NR
Voltage Rise (V): NR
Power Factor: NR
Total Harmonic Distortion (THDi): NR
Frequency (hertz): 60
Stabilization Time: NR
Operation Time: NR
Ambient Temperature (°C): NR
Test Distance: 24 FT



REPORT NUMBER: P385956
 CATALOG NUMBER: GWC-SA1C-740-U-T4W-HSS

Iso-Footcandle Lines of Horizontal Illumination

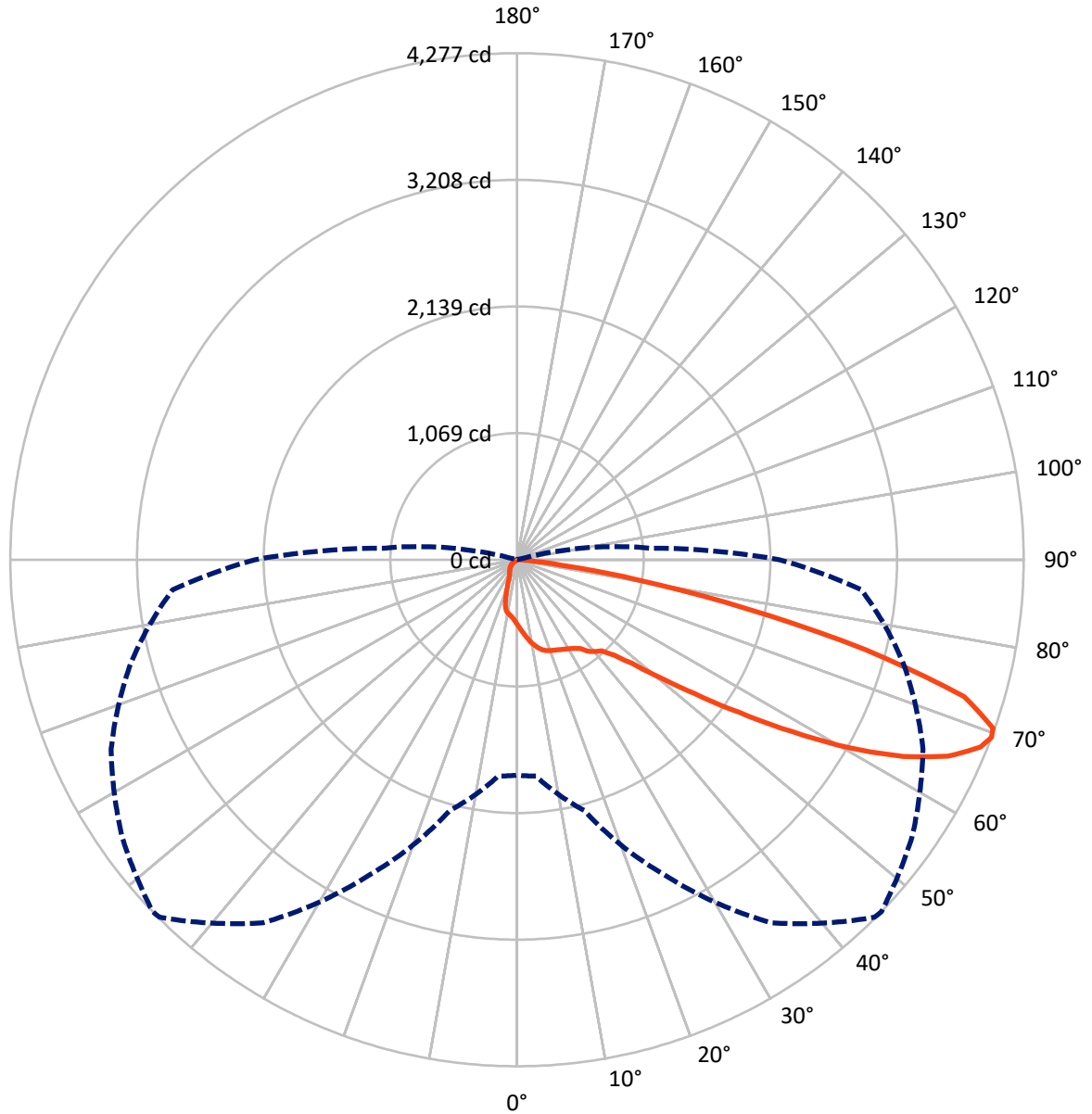
✕ Max cd
 - - - 1/2 Max cd



Based on 10 foot mounting height. Maximum calculated value = 8 fc
 Type IV - Short - N/A

REPORT NUMBER: P385956
CATALOG NUMBER: GWC-SA1C-740-U-T4W-HSS

Luminous Intensity Polar Plot



— Vertical Plane Through 46-Deg Lateral - - - Horizontal Cone Through 69-Deg Vertical

REPORT NUMBER: P385956

CATALOG NUMBER: GWC-SA1C-740-U-T4W-HSS

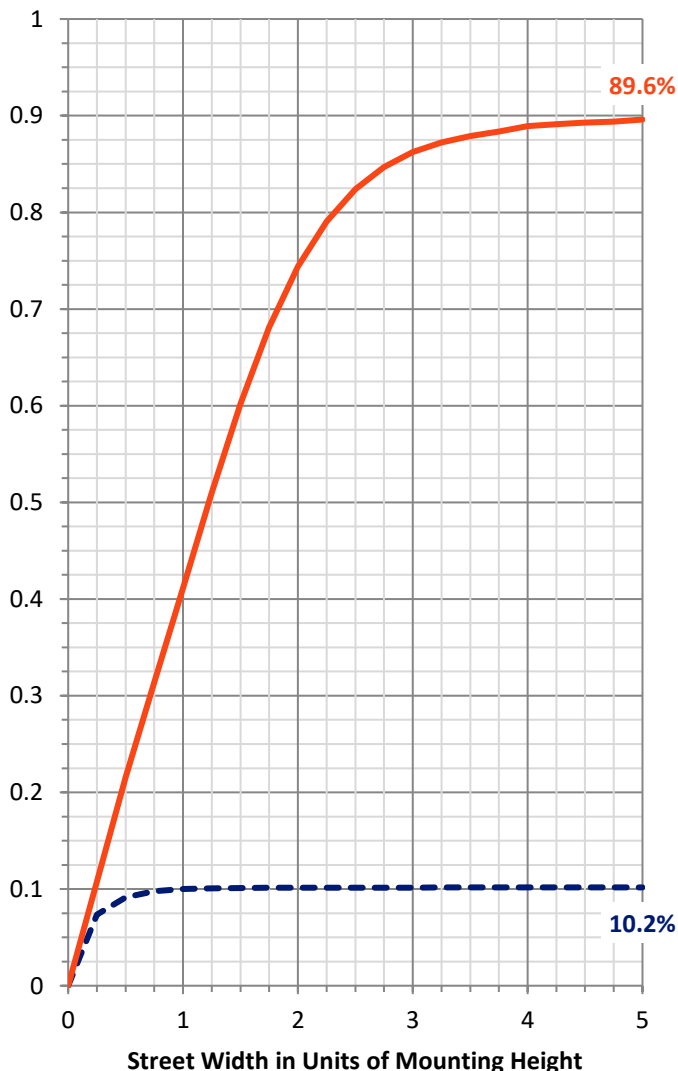
FLUX DISTRIBUTION:

		Downward	Upward	Total
House Side	Lumens	562.0	0.0	562.0
	% Fixture	10.3	0.0	10.3
Street Side	Lumens	4914.0	0.0	4914.0
	% Fixture	89.7	0.0	89.7
Total	Lumens	5476.0	0.0	5476.0
	% Fixture	100.0	0.0	100.0

ZONAL LUMENS:

Zone	Lumens	% Fixture
0°-10°	54.6	1.0
10°-20°	165.7	3.0
20°-30°	260.6	4.8
30°-40°	373.6	6.8
40°-50°	645.8	11.8
50°-60°	1275.8	23.3
60°-70°	1783.1	32.6
70°-80°	861.4	15.7
80°-90°	55.4	1.0
90°-100°	0.0	0.0
100°-110°	0.0	0.0
110°-120°	0.0	0.0
120°-130°	0.0	0.0
130°-140°	0.0	0.0
140°-150°	0.0	0.0
150°-160°	0.0	0.0
160°-170°	0.0	0.0
170°-180°	0.0	0.0
0°-90°	5476.0	100.0
0°-180°	5476.0	100.0

Coefficient of Utilization



REPORT NUMBER: P385956

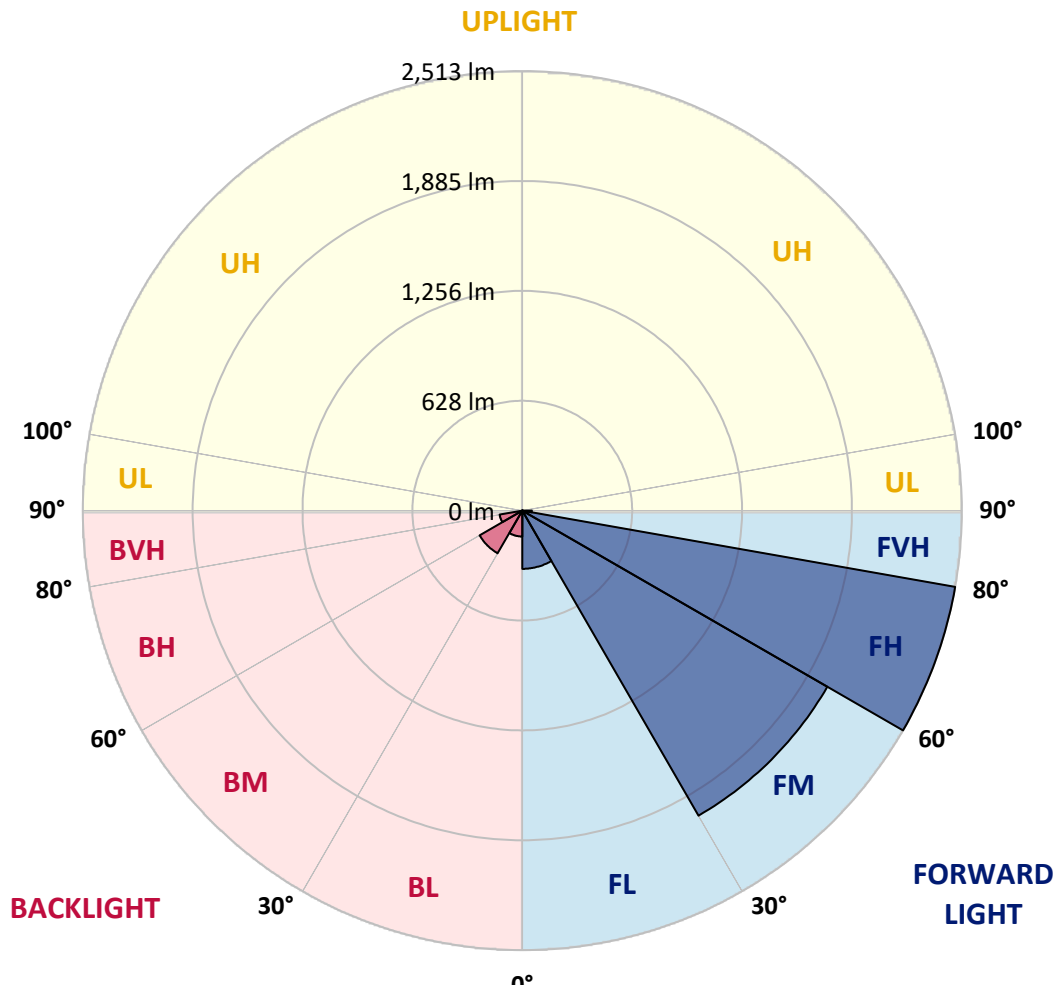
CATALOG NUMBER: GWC-SA1C-740-U-T4W-HSS

LUMINAIRE CLASSIFICATION SYSTEM LUMEN TABLE AND BUG RATING:

Zone	Lumens	% Fixture	Zone Rating/Lumen Limit		
			B	U	G
FL (0°-30°)	332.7	6.1			
FM (30°-60°)	2013.6	36.8			
FH (60°-80°)	2512.7	45.9			G2/5000
FVH (80°-90°)	54.9	1.0			G1/100
BL (0°-30°)	148.1	2.7	B1/500		
BM (30°-60°)	281.6	5.1	B1/1000		
BH (60°-80°)	131.8	2.4	B1/500		G1/500
BVH (80°-90°)	0.5	0.0			G0/10
UL (90°-100°)	0.0	0.0		U0/0	
UH (100°-180°)	0.0	0.0		U0/0	

BUG Rating: B1-U0-G2

Type IV Short





REPORT NUMBER: P385956

CATALOG NUMBER: GWC-SA1C-740-U-T4W-HSS

CANDELA DISTRIBUTION (FULL):

	0°	5°	15°	25°	35°	45°	46°	55°	65°	75°	85°
0°	548.7	548.7	548.7	548.7	548.7	548.7	548.7	548.7	548.7	548.7	548.7
2.5°	609.5	608.8	605.2	603.6	594.9	589.8	587.7	581.3	572.0	562.8	552.5
5°	678.8	678.6	671.9	665.5	649.1	633.7	630.8	615.9	595.1	575.6	556.1
7.5°	749.7	746.4	739.7	727.4	703.5	678.8	676.5	655.5	626.0	597.7	569.7
10°	809.8	807.7	799.0	780.3	752.3	724.3	721.5	695.5	662.2	627.5	591.8
12.5°	856.5	855.0	843.4	820.1	790.3	761.3	757.4	734.3	698.6	659.8	617.7
15°	885.0	884.2	870.1	845.2	816.0	790.8	787.5	767.2	734.0	693.5	646.0
17.5°	891.7	891.9	877.3	852.2	828.0	810.0	807.5	792.1	764.3	724.0	674.2
20°	876.8	879.9	866.8	845.0	830.1	820.6	818.5	809.3	785.9	747.9	696.8
22.5°	855.7	857.3	848.3	833.7	827.5	829.3	828.3	823.1	803.4	768.5	719.2
25°	842.9	842.9	837.5	825.2	829.3	840.3	840.6	839.6	823.9	793.6	746.4
27.5°	842.4	840.9	834.7	825.5	836.7	853.7	854.7	861.7	851.9	824.2	780.3
30°	862.9	861.1	848.0	836.0	850.4	868.6	871.2	886.3	881.4	857.3	818.0
32.5°	910.9	904.5	875.5	855.7	866.5	888.4	891.7	915.8	923.5	898.1	854.5
35°	976.7	956.4	914.5	893.2	894.3	917.1	920.2	955.6	978.5	935.6	882.7
37.5°	1067.3	1057.3	989.3	932.3	936.9	971.5	980.5	1019.0	1012.6	956.1	914.8
40°	1266.0	1250.4	1178.0	1041.6	977.7	1015.7	1018.5	1039.1	1039.6	1002.6	981.6
42.5°	1536.6	1530.2	1454.0	1240.1	1058.1	1045.2	1050.4	1085.0	1123.8	1100.7	1099.7
45°	1836.3	1832.9	1752.1	1503.5	1220.6	1142.0	1148.4	1194.9	1269.1	1274.3	1306.9
47.5°	2077.4	2075.8	2029.4	1797.5	1469.4	1306.1	1308.1	1357.4	1487.9	1552.3	1604.4
50°	2297.1	2304.6	2267.9	2115.6	1808.3	1563.1	1558.2	1591.1	1800.6	1906.1	1970.8
52.5°	2602.7	2613.2	2510.2	2412.4	2163.9	1882.0	1878.1	1912.5	2176.5	2255.5	2267.1
55°	2872.5	2854.5	2773.2	2744.9	2597.5	2275.8	2274.8	2305.1	2540.0	2573.7	2595.0
57.5°	2991.7	2984.7	3024.0	3088.7	3051.7	2741.3	2739.0	2715.9	2865.3	2868.9	2934.4
60°	3066.9	3075.4	3195.8	3395.3	3487.4	3242.2	3227.3	3086.4	3176.0	3168.0	3238.1
62.5°	3010.4	3027.1	3243.8	3576.3	3813.5	3679.5	3658.4	3425.8	3441.5	3414.0	3479.2
65°	2710.5	2736.4	3091.5	3542.1	3975.3	4021.2	3999.9	3725.4	3652.3	3607.1	3570.9
67.5°	2200.9	2216.3	2587.0	3245.1	3902.3	4225.1	4220.7	3988.1	3811.5	3574.5	3293.6
69°	1818.8	1834.0	2190.8	2932.3	3741.9	4268.7	4277.2	4072.3	3781.2	3376.3	2918.2
70°	1540.5	1556.7	1889.2	2664.3	3555.7	4248.4	4263.6	4064.4	3694.4	3146.7	2588.8
72.5°	808.0	821.9	1163.1	1835.5	2898.7	3901.1	3947.0	3720.8	3131.6	2285.3	1530.7
75°	253.9	261.9	454.2	959.5	1984.7	3033.2	3043.8	2918.7	2223.7	1257.0	637.5
77.5°	96.8	94.5	151.2	353.5	1003.4	1910.0	1974.4	1824.0	1166.9	444.4	147.1
80°	52.1	52.4	78.6	146.3	429.3	981.6	1036.0	884.0	414.7	138.6	33.9
82.5°	22.6	23.6	44.2	77.5	197.2	362.0	389.2	324.0	158.4	93.2	12.6
85°	4.9	5.4	21.3	42.1	80.4	101.7	106.6	105.0	100.9	72.4	4.9
87.5°	0.0	0.0	9.5	15.1	20.3	23.1	20.3	26.4	55.7	48.8	2.6
90°	0.0	0.0	0.0	0.0	0.0	0.0	0.0	0.0	0.0	0.0	0.0



REPORT NUMBER: P385956
 CATALOG NUMBER: GWC-SA1C-740-U-T4W-HSS

CANDELA DISTRIBUTION (continued):

	90°	95°	105°	115°	125°	135°	145°	155°	165°	175°	180°
0°	548.7	548.7	548.7	548.7	548.7	548.7	548.7	548.7	548.7	548.7	548.7
2.5°	549.2	544.6	536.6	527.9	521.7	515.3	510.2	507.9	505.3	503.5	505.8
5°	548.2	539.2	523.8	508.9	498.1	489.4	482.2	479.4	476.5	474.5	474.2
7.5°	557.1	544.6	520.9	499.1	482.4	470.6	460.9	456.8	453.4	451.9	450.6
10°	574.3	558.2	526.6	498.1	476.5	456.5	435.4	419.3	408.7	403.9	402.1
12.5°	596.7	576.4	537.4	503.5	472.2	433.7	389.0	350.5	325.6	317.3	312.5
15°	622.9	597.7	551.5	510.4	456.2	385.9	310.2	259.8	236.7	232.1	227.0
17.5°	648.0	620.3	568.4	511.7	421.3	308.4	227.2	193.1	184.1	187.2	187.9
20°	670.1	642.6	585.1	500.4	357.9	231.3	175.9	167.4	170.7	176.6	177.7
22.5°	692.5	664.2	600.5	470.6	276.8	175.6	158.4	160.5	163.8	169.7	170.7
25°	719.7	690.4	614.9	415.9	207.7	149.4	150.5	153.5	156.9	162.3	162.8
27.5°	751.0	723.5	624.4	344.8	154.0	137.4	140.7	145.3	148.7	153.8	154.8
30°	792.6	767.2	627.5	271.1	129.1	126.6	128.1	133.8	138.6	143.3	144.0
32.5°	831.6	810.3	617.2	204.6	119.6	116.6	116.6	119.9	125.6	129.9	130.9
35°	867.6	853.7	584.4	149.7	112.5	107.3	104.8	104.8	108.3	111.9	113.0
37.5°	915.1	914.5	531.2	119.4	105.5	99.6	94.2	90.1	88.8	89.6	90.1
40°	996.4	997.2	461.9	107.1	99.6	91.7	83.4	76.0	69.1	66.8	66.5
42.5°	1123.5	1112.0	389.2	101.2	94.5	83.4	71.1	61.1	50.3	47.0	46.7
45°	1325.3	1256.8	312.2	95.8	89.1	74.2	58.8	45.2	36.5	33.9	33.9
47.5°	1619.3	1447.0	241.9	89.9	81.9	63.7	44.4	32.6	26.7	25.4	25.7
50°	1923.3	1633.4	185.4	82.4	73.2	52.6	32.9	23.6	20.3	20.3	20.5
52.5°	2192.9	1770.0	144.6	74.5	62.4	41.3	24.9	18.5	16.9	16.7	16.9
55°	2445.3	1858.1	110.7	65.2	49.6	30.8	19.0	15.1	14.1	13.6	13.4
57.5°	2688.7	1901.7	82.9	52.6	35.9	22.3	15.1	12.8	11.8	11.0	10.8
60°	2850.7	1866.3	57.0	38.8	24.9	16.2	12.6	11.0	9.8	9.0	8.7
62.5°	2942.1	1769.5	36.7	28.0	17.7	12.1	10.0	9.2	7.4	6.7	6.7
65°	2905.1	1609.8	25.7	20.0	12.8	9.0	7.4	7.4	5.4	4.4	4.1
67.5°	2574.4	1360.0	19.5	14.9	9.2	6.7	5.6	6.4	3.3	2.1	2.1
69°	2215.0	1127.1	16.7	12.3	7.7	5.4	4.9	5.9	2.3	1.5	1.3
70°	1925.1	972.3	15.1	10.8	6.4	4.6	4.4	5.6	2.3	1.3	1.0
72.5°	1151.8	542.3	11.6	7.7	4.1	3.6	3.6	6.4	2.3	1.3	1.0
75°	465.5	191.0	8.5	5.4	3.1	3.1	4.4	8.2	2.1	1.0	0.8
77.5°	105.5	41.9	4.9	3.3	2.1	3.1	5.1	6.4	1.3	0.5	0.0
80°	25.7	10.3	3.1	2.1	1.3	2.3	3.9	3.6	0.3	0.0	0.0
82.5°	8.5	3.6	1.3	1.0	0.3	0.8	1.8	1.0	0.0	0.0	0.0
85°	3.6	2.1	0.5	0.3	0.0	0.0	0.3	0.0	0.0	0.0	0.0
87.5°	2.3	0.8	0.0	0.0	0.0	0.0	0.0	0.0	0.0	0.0	0.0
90°	0.0	0.0	0.0	0.0	0.0	0.0	0.0	0.0	0.0	0.0	0.0

Signify Classified - Internal
Cooper Lighting Solutions Photometric Lab
1121 Highway 74 South
Peachtree City, GA 30269

Scaled Data Report



Report Generated By 670245982

Signify Classified - Internal
Cooper Lighting Solutions Photometric Lab
1121 Highway 74 South
Peachtree City, GA 30269

Scaled Data Report



Signify Classified - Internal
Cooper Lighting Solutions Photometric Lab
1121 Highway 74 South
Peachtree City, GA 30269

Scaled Data Report



Signify Classified - Internal
Cooper Lighting Solutions Photometric Lab
1121 Highway 74 South
Peachtree City, GA 30269

Scaled Data Report



Signify Classified - Internal
Cooper Lighting Solutions Photometric Lab
1121 Highway 74 South
Peachtree City, GA 30269

Scaled Data Report



--- HS — SS

Signify Classified - Internal
Cooper Lighting Solutions Photometric Lab
1121 Highway 74 South
Peachtree City, GA 30269

Scaled Data Report



u

Signify Classified - Internal
Cooper Lighting Solutions Photometric Lab
1121 Highway 74 South
Peachtree City, GA 30269

Scaled Data Report



Signify Classified - Internal
Cooper Lighting Solutions Photometric Lab
1121 Highway 74 South
Peachtree City, GA 30269

Scaled Data Report



(END OF REPORT)